



# Agriculture & Livestock Workers - Safety Guidelines

## Hot & Cold – Stay Safe at Work!


### Hot Weather Safety

- 1 Drink one cup (150–200 ml) of cool water every 15–20 minutes.
- 2 Rest in shaded, well-ventilated areas.
- 3 During the hottest hours (typically 2–5 PM), stop work or take longer, more frequent breaks.




Hydration    Avoid Heat Exposure (Rest Periods)    2-5 PM Rest

### Cold Weather Safety



- 1 Wear proper cold-weather gear such as insulated hats, boots, gloves, and thermal underlayers.
- 2 Warm up regularly in a designated heated rest area.
- 3 Drink warm water or lightly sweetened warm beverages to maintain body temperature.



Warm Clothing    Warm Drinks    Avoid Cold Exposure (Rest Periods)


# Asphyxiation & Explosion Prevention

## “Zero Asphyxiation — Safety Starts With Us.”

### Pre-Entry Safety for Confined Spaces

Before entering confined spaces (tanks, manholes, septic tanks, storage tanks, ship interiors), verify atmospheric safety:


(Oxygen (O<sub>2</sub>): 18–23.5% / Hydrogen Sulfide (H<sub>2</sub>S): Below 10 ppm  
Carbon Monoxide (CO): Below 30 ppm  
Flammable Gas: Below 10% of the Lower Explosive Limit (LEL)



Safety Helmet    Safety Vest & Belt    Waterproof/Dust-proof Gloves    Safety Boots  
Supplied-Air Respirator    Gas Detector

### Safe Work Practices

Work in teams of two or more to monitor each other's safety.



Ventilation Blower + Duct Hose Set

If a coworker collapses inside a confined space, do NOT enter without proper respiratory protection. Unprotected rescuers may also lose consciousness.

# Fishing Industry Workers - Safety Guidelines

## “Always Maintain Vigilance at Sea.”

### Required PPE(Personal Protective Equipment) Before Going Out to Sea

Life Jacket, Waterproof Non-Slip Boots, Safety Goggles, Non-Slip Gloves.



Life Jacket (auto-inflatable recommended) (worn at all times)  
Safety Goggles  
Waterproof Non-Slip Boots (worn at all times)  
Non-Slip Gloves

### Operational Safety

Net-hauling machines must never be operated alone. Work in pairs: one operates, one monitors.



# Safety Symbols & Disaster Preparedness

## “These Safety Symbols Help You Identify Hazards.”



Prohibition    Warning    Instruction    No Entry    Do Not Touch    Do Not Lock  
Caution: Pinch Point    Caution: Radiation    Caution: Falling    Wear Safety Goggles    Wear Safety Mask    Ensure Clear Visibility

## “Weather Conditions Can Also Impact Your Safety.”

### Heat Wave Safety Guidelines



Wear cooling gear.    Drink cool water regularly.    Rest in shaded or air-conditioned areas.    Use cooling equipment when available.    Seek medical attention if symptoms appear.

### Cold Weather Safety Guidelines



Wear warm protective clothing.    Drink warm fluids.    Rest in a warm shelter.    Remove wet clothing and keep the body warm.    Seek medical attention if symptoms appear.



변화의 중심  
기회의 경기

# Gyeonggi-do Migrant Worker Workplace Safety Management Manual





## Industrial Accidents



### What Is an Industrial Accident?

An industrial accident refers to death, injury, or occupational illness that occurs when a worker is exposed to work-related hazards—such as structures, machinery, equipment, raw materials, gas, steam, or dust—during the performance of their duties.

### How Industrial Accidents Occur

#### Major Types of Accidents

**Slips/Trips:** Wet floors, poor housekeeping

**Falls:** Working at height without a safety harness

**Caught-in/Between:** Hands caught in operating machinery

**Other Hazards:** Fire, electric shock, collisions, etc.



## Worker Clothing & PPE Check

# Industrial Safety Wear Inspection



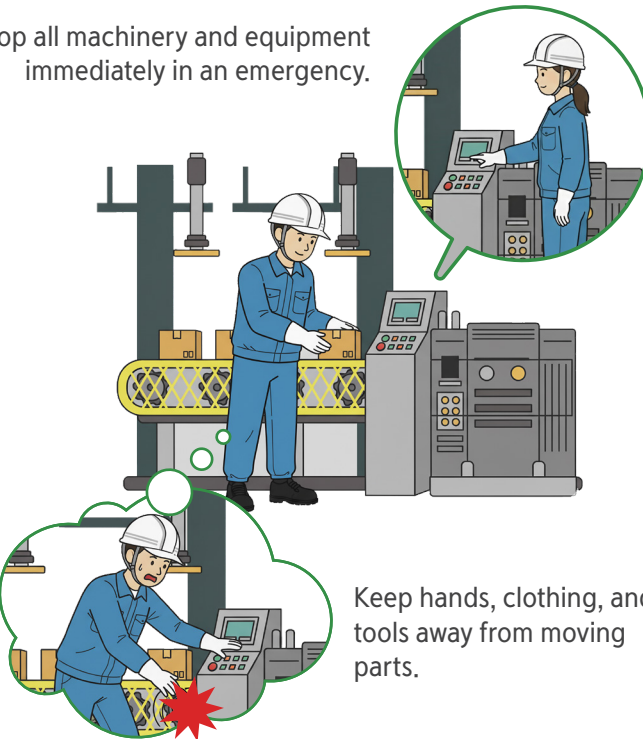
Ensure strict and proper use of all personal protective equipment (PPE), including safety helmets and safety harnesses.



## Manufacturing Workers – Safety Guidelines

### “Working Safely in the Factory”

Stop all machinery and equipment immediately in an emergency.



Keep hands, clothing, and tools away from moving parts.

Cleaning or repair work must begin only after receiving supervisor approval.



## Construction Workers – Safety Guidelines

### “Every Construction Site Is a Life-Critical Zone”

#### Required Personal Protective Equipment(PPE)

(Safety helmet, safety vest, safety gloves, safety belt, and safety shoes are mandatory.)



Safety Helmet

Safety Vest

Safety Belt

Safety Gloves

Safety Boots



Prevent objects or temporary structures from falling.

Keep all walkways and access routes clear.



Always check for floor openings when moving around the site.

Use caution when working near openings to prevent falls.



When working above 2 meters, anchor your safety harness before starting work.

Ladder work must always be performed by two workers.

